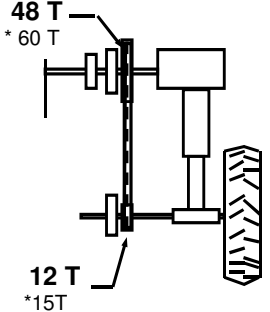
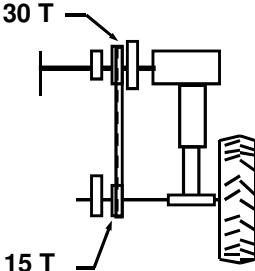


# Product Flow Rate Chart in lbs/acre

May 1995

Valmar 160, 240, 320, 2420, 3220,4400

Gray 28 Groove roller, 1/8 in. gap

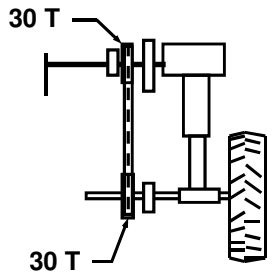
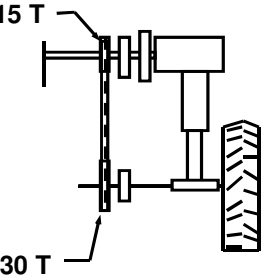
Seed Grains lb/cft	GEARBOX SETTING										INPUT RATIO
	NO. 1		NO. 2		NO. 3		NO. 4		NO. 5		
	B	A	B	A	B	A	B	A	B	A	
Mustard, Brown	4.3	4.7	5.3	5.9	6.5	7.2	8.0	9.0	9.8	<b>1/2 LOW RATIO</b>   <p>*PT 240 ONLY</p>	
Mustard, Oriental 45	3.9	4.2	4.8	5.3	5.8	6.5	7.1	8.0	8.8		
Mustard, Yellow 47	4.2	4.5	5.1	5.6	6.2	6.9	7.6	8.6	9.4		
Canola, Triton 43	3.6	3.9	4.4	4.9	5.4	6.0	6.6	7.4	8.1		
Canola, Sunshine 43	3.9	4.3	4.8	5.3	5.9	6.6	7.2	8.1	8.9		
Canola, Westar 38	2.7	3.0	3.4	3.7	4.1	4.6	5.0	5.7	6.2		
Canary Seed -	3.5	3.8	4.3	4.7	5.2	5.8	6.4	7.2	7.8		
Caraway	1.8	1.9	2.2	2.4	2.7	2.9	3.2	3.6	4.0		
Treated Coriander	2.0	2.2	2.5	2.7	3.0	3.3	3.7	4.1	4.5		
Mustard, Brown	8.7	9.5	10.7	11.7	13.0	14.5	15.9	17.9	19.5	<b>LOW RATIO</b>  	
Mustard, Oriental 45	7.8	8.5	9.6	10.5	11.7	13.0	14.3	16.1	17.5		
Mustard, Yellow 47	8.3	9.1	10.2	11.2	12.5	13.9	15.3	17.2	18.7		
Canola, Triton 43	7.2	7.8	8.8	9.7	10.8	12.0	13.2	14.8	16.2		
Canola, Sunshine 43	7.9	8.6	9.7	10.7	11.8	13.2	14.5	16.3	17.8		
Canola, Westar 38	5.5	6.0	6.7	7.4	8.2	9.1	10.1	11.3	12.3		
Canary Seed -	7.0	7.6	8.6	9.4	10.5	11.6	12.8	14.4	15.7		
Caraway	3.5	3.9	4.3	4.8	5.3	5.9	6.5	7.3	8.0		
Treated Coriander	4.0	4.4	4.9	5.4	6.0	6.7	7.3	8.3	9.0		

USE THIS CHART AS A GUIDE ONLY, CALIBRATE YOUR APPLICATOR.

# Product Flow Rate Chart in lbs/acre

**Valmar 160, 240, 320, 2420, 3220,4400**

May 1995  
Gray 28 Groove roller, 1/8 in. gap

<b>Seed Grains</b> <small>lb/cft</small>	GEARBOX SETTING										<b>INPUT RATIO</b>
	NO. 1		NO. 2		NO. 3		NO. 4		NO. 5		
	B	A	B	A	B	A	B	A	B	A	
Mustard, Brown	17.4	18.9	21.3	23.4	26.0	28.9	31.8	35.8	39.1		<b>MEDIUM RATIO</b>  
Mustard, Oriental 45	15.6	17.0	19.1	21.0	23.4	25.9	28.5	32.1	35.0		
Mustard, Yellow 47	16.7	18.2	20.5	22.5	25.0	27.8	30.6	34.4	37.5		
Canola, Triton 43	14.4	15.7	17.6	19.4	21.6	24.0	26.4	29.7	32.4		
Canola, Sunshine 43	15.8	17.2	19.4	21.3	23.7	26.3	28.9	32.5	35.5		
Canola, Westar 38	11.0	12.0	13.5	14.8	16.5	18.3	20.1	22.6	24.7		
Canary Seed -	14.0	15.2	17.1	18.8	20.9	23.3	25.6	28.8	31.4		
Caraway	7.1	7.7	8.7	9.5	10.6	11.8	13.0	14.6	15.9		
Treated Coriander	8.0	8.7	9.8	10.8	12.0	13.4	14.7	16.5	18.0		
Mustard, Brown	34.7	37.9	42.6	46.9	52.1	57.9	63.7	71.6	78.1	<b>HIGH RATIO</b>  	
Mustard, Oriental 45	31.1	34.0	38.2	42.0	46.7	51.9	57.1	64.2	70.1		
Mustard, Yellow 47	33.3	36.4	40.9	45.0	50.0	55.6	61.1	68.7	75.0		
Canola, Triton 43	28.8	31.4	35.3	38.8	43.1	47.9	52.7	59.3	64.7		
Canola, Sunshine 43	31.6	34.4	38.7	42.6	47.3	52.6	57.9	65.1	71.0		
Canola, Westar 38	21.9	23.9	26.9	29.6	32.9	36.6	40.2	45.2	49.4		
Canary Seed -	27.9	30.4	34.3	37.7	41.9	46.5	51.2	57.6	62.8		
Caraway	14.1	15.4	17.3	19.1	21.2	23.6	25.9	29.2	31.8		
Treated Coriander	16.0	17.5	19.7	21.6	24.0	26.7	29.4	33.1	36.1		

**USE THIS CHART AS A GUIDE ONLY, CALIBRATE YOUR APPLICATOR.**