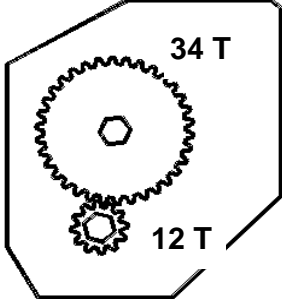


Metering Rates in lbs/acre

Apr-97

Valmar 1655, 2055, 3255 IM, 245 PT, 245TM, 242TM, 1255 PT 6600/7600 PT

12 groove gray roller 1/4 in. gap

FERTILIZER LBS PER CUBIC FOOT	GEARBOX SETTING																GEARBOX INPUT RATIO
	NO. 1		NO. 2		NO. 3		NO. 4		NO. 5		NO. 6		NO. 7		NO. 8		
	A	B	A	B	A	B	A	B	A	B	A	B	A	B	A	B	
46	6.4	6.7	7.0	7.4	7.8	8.2	8.6	9.0	9.4	9.9	10.4	10.9	11.5	12.0	12.7	ULTRA LOW RATIO 	
49	6.8	7.2	7.5	8.0	8.3	8.8	9.2	9.6	10.1	10.6	11.1	11.7	12.3	12.8	13.6		
52	7.3	7.7	8.0	8.5	8.9	9.3	9.8	10.3	10.8	11.3	11.9	12.4	13.1	13.7	14.5		
55	7.7	8.2	8.5	9.0	9.4	9.9	10.4	10.9	11.4	12.0	12.6	13.2	13.9	14.5	15.4		
58	8.2	8.7	9.0	9.5	10.0	10.5	11.0	11.5	12.1	12.7	13.4	14.0	14.7	15.4	16.3		
61	8.6	9.1	9.5	10.1	10.5	11.1	11.6	12.2	12.8	13.4	14.1	14.7	15.6	16.2	17.2		
64	9.1	9.6	10.0	10.6	11.1	11.6	12.2	12.8	13.4	14.1	14.8	15.5	16.4	17.1	18.1		
67	9.5	10.1	10.5	11.1	11.6	12.2	12.8	13.4	14.1	14.8	15.6	16.3	17.2	17.9	19.0		
70	10.0	10.6	11.0	11.6	12.2	12.8	13.4	14.1	14.8	15.5	16.3	17.0	18.0	18.8	19.9		
73	10.4	11.0	11.5	12.2	12.7	13.4	14.0	14.7	15.5	16.2	17.0	17.8	18.8	19.6	20.8		
76	10.9	11.5	12.0	12.7	13.3	14.0	14.6	15.4	16.1	16.9	17.8	18.6	19.6	20.5	21.7		
46	13	13	14	15	15	16	17	18	19	20	21	22	23	24	25		
49	14	14	15	16	17	17	18	19	20	21	22	23	25	26	27		
52	14	15	16	17	18	19	19	20	21	23	24	25	26	27	29		
55	15	16	17	18	19	20	21	22	23	24	25	26	28	29	31		
58	16	17	18	19	20	21	22	23	24	25	27	28	29	31	32		
61	17	18	19	20	21	22	23	24	25	27	28	29	31	32	34		
64	18	19	20	21	22	23	24	26	27	28	30	31	33	34	36		
67	19	20	21	22	23	24	26	27	28	29	31	32	34	36	38		
70	20	21	22	23	24	26	27	28	29	31	33	34	36	37	40		
73	21	22	23	24	25	27	28	29	31	32	34	36	37	39	41		
76	22	23	24	25	26	28	29	31	32	34	35	37	39	41	43		

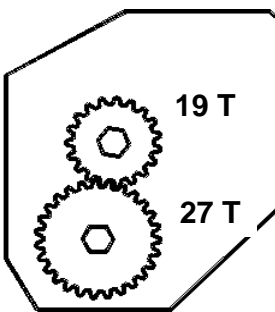
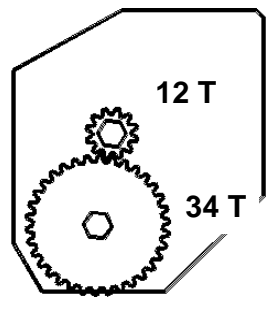
USE THIS CHART AS A GUIDE ONLY, CALIBRATE YOUR APPLICATOR.

Metering Rates in lbs/acre

Apr-97

Valmar 1655, 2055, 3255 IM, 245 PT, 245TM, 242TM, 1255 PT 6600/7600 PT

12 groove gray roller 1/4 in. gap

FERTILIZER LBS PER CUBIC FOOT	GEARBOX SETTING																GEARBOX INPUT RATIO
	NO. 1		NO. 2		NO. 3		NO. 4		NO. 5		NO. 6		NO. 7		NO. 8		
	A	B	A	B	A	B	A	B	A	B	A	B	A	B	A	B	
46	26		27	28	30	31	33	34	36	38	40	42	44	46	48	51	MEDIUM RATIO 
49	27		29	30	32	33	35	37	39	41	43	45	47	50	52	55	
52	29		31	32	34	36	38	39	41	43	45	48	50	53	55	58	
55	31		33	34	36	38	40	42	44	46	48	51	53	56	59	62	
58	33		35	36	38	40	42	44	46	49	51	54	56	59	62	66	
61	35		37	38	40	42	45	47	49	51	54	57	59	63	65	69	
64	37		39	40	43	45	47	49	52	54	57	60	62	66	69	73	
67	38		41	42	45	47	49	52	54	57	60	63	66	69	72	76	
70	40		43	44	47	49	52	54	57	60	62	66	69	72	76	80	
73	42		44	46	49	51	54	56	59	62	65	69	72	76	79	84	
76	44		46	48	51	53	56	59	62	65	68	72	75	79	82	87	
46	51		54	56	60	62	66	69	72	76	79	84	87	92	96	102	HIGH RATIO 
49	55		58	60	64	67	70	74	77	81	85	89	94	99	103	109	
52	58		62	64	68	71	75	78	82	87	91	95	100	105	110	116	
55	62		66	68	72	76	80	83	87	92	96	101	106	112	117	124	
58	66		69	72	77	80	84	88	93	97	102	107	112	118	123	131	
61	69		73	76	81	84	89	93	98	103	107	113	118	125	130	138	
64	73		77	80	85	89	93	98	103	108	113	119	124	131	137	145	
67	76		81	84	89	93	98	103	108	113	119	125	131	138	144	152	
70	80		85	88	93	98	103	108	113	119	124	131	137	144	151	160	
73	84		89	92	98	102	107	113	118	124	130	137	143	151	158	167	
76	87		92	96	102	106	112	117	123	129	136	143	149	158	164	174	

USE THIS CHART AS A GUIDE ONLY, CALIBRATE YOUR APPLICATOR.