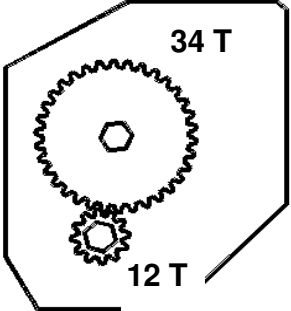
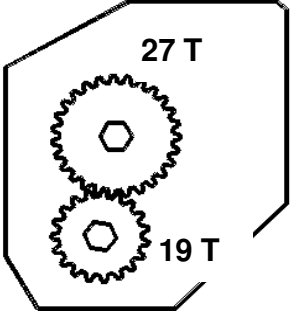


Flow Rates in lbs/acre for STAINLESS STEEL ROLLER

Apr-09

Valmar 5500 PT, ST-6 FERTILIZER BANDER

Stainless roller - 1/4 in. gap

FERTILIZER DENSITY, LBS PER CUBIC FOOT	GEARBOX SETTING																GEARBOX INPUT RATIO
	NO. 1		NO. 2		NO. 3		NO. 4		NO. 5		NO. 6		NO. 7		NO. 8		
	A	B	A	B	A	B	A	B	A	B	A	B	A	B	A	B	
48.0	32		34	35	37	39	41	43	45	47	49	52	54	57	60	63	
51.0	34		36	37	39	41	43	45	48	50	53	55	58	61	64	67	
54.0	36		38	40	42	44	46	48	51	53	56	59	61	65	67	71	
57.0	38		40	42	44	46	48	51	53	56	59	62	65	68	71	75	
60.0	40		42	44	46	48	51	53	56	59	62	65	68	72	75	79	
63.0	42		44	46	49	51	54	56	59	62	65	68	71	75	79	83	
66.0	44		46	48	51	53	56	59	62	65	68	72	75	79	82	87	
69.0	46		48	51	53	56	59	62	65	68	71	75	78	83	86	91	
72.0	48		51	53	56	58	61	64	67	71	74	78	82	86	90	95	
75.0	50		53	55	58	61	64	67	70	74	77	81	85	90	94	99	
78.0	52		55	57	60	63	66	70	73	77	80	85	88	93	97	103	
48.0	63		67	70	74	77	81	85	90	94	99	104	108	114	119	126	
51.0	67		71	74	79	82	87	91	95	100	105	110	115	122	127	134	
54.0	71		76	79	83	87	92	96	101	106	111	117	122	129	134	142	
57.0	75		80	83	88	92	97	101	106	112	117	123	129	136	142	150	
60.0	79		84	88	92	97	102	107	112	118	123	130	136	143	149	158	
63.0	83		88	92	97	102	107	112	118	123	129	136	142	150	157	166	
66.0	87		92	96	102	106	112	117	123	129	135	143	149	157	164	174	
69.0	91		97	101	106	111	117	123	129	135	142	149	156	165	172	182	
72.0	95		101	105	111	116	122	128	134	141	148	156	163	172	179	190	
75.0	99		105	110	116	121	127	133	140	147	154	162	169	179	187	198	
78.0	103		109	114	120	126	132	139	146	153	160	169	176	186	194	205	

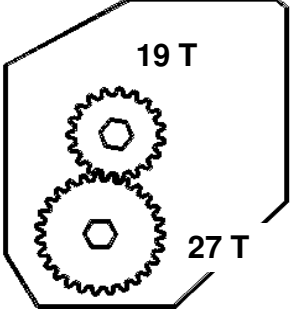
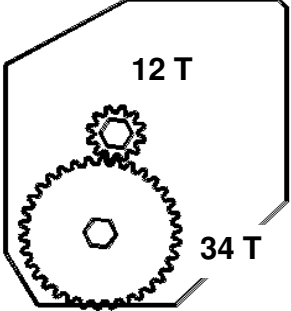
USE THIS CHART AS A GUIDE ONLY, CALIBRATE YOUR APPLICATOR.

Flow Rates in lbs/acre for STAINLESS STEEL ROLLER

Apr-09

Valmar 5500 PT, ST-6 FERTILIZER BANDER

Stainless roller - 1/4 in. gap

FERTILIZER DENSITY, LBS PER CUBIC FOOT	GEARBOX SETTING																GEARBOX INPUT RATIO
	NO. 1		NO. 2		NO. 3		NO. 4		NO. 5		NO. 6		NO. 7		NO. 8		
	A	B	A	B	A	B	A	B	A	B	A	B	A	B	A	B	
48.0	128	136	142	149	156	164	172	181	190	199	209	219	231	241	255	MEDIUM RATIO 	
51.0	136	144	150	159	166	175	183	192	202	211	223	233	246	256	271		
54.0	144	153	159	168	176	185	194	203	214	224	236	246	260	271	287		
57.0	152	161	168	177	185	195	205	215	226	236	249	260	274	286	303		
60.0	160	170	177	187	195	206	215	226	237	249	262	274	289	301	319		
63.0	168	178	186	196	205	216	226	237	249	261	275	287	303	317	335		
66.0	176	187	195	205	215	226	237	249	261	274	288	301	318	332	351		
69.0	184	195	203	215	225	236	248	260	273	286	301	315	332	347	367		
72.0	192	203	212	224	234	247	258	271	285	298	314	328	347	362	383		
75.0	200	212	221	233	244	257	269	283	297	311	327	342	361	377	399		
78.0	208	220	230	243	254	267	280	294	309	323	340	356	376	392	415		
48.0	255	270	282	298	311	328	343	361	379	397	418	437	461	481	509	HIGH RATIO 	
51.0	271	287	300	317	331	348	365	383	402	421	444	464	490	511	541		
54.0	287	304	318	335	350	369	386	406	426	446	470	491	518	541	573		
57.0	303	321	335	354	370	389	408	428	450	471	496	518	547	571	605		
60.0	319	338	353	372	389	410	429	451	473	496	522	546	576	601	636		
63.0	335	355	370	391	409	430	451	473	497	521	548	573	605	631	668		
66.0	351	372	388	410	428	451	472	496	521	545	574	600	634	661	700		
69.0	367	389	406	428	448	471	494	518	544	570	600	628	662	691	732		
72.0	383	406	423	447	467	492	515	541	568	595	626	655	691	721	764		
75.0	399	423	441	465	487	512	537	563	592	620	652	682	720	751	795		
78.0	415	440	459	484	506	533	558	586	615	645	679	709	749	781	827		

Note: Shaded area indicates rates that may result in stripping or the need for reduced ground speed.

USE THIS CHART AS A GUIDE ONLY, CALIBRATE YOUR APPLICATOR.