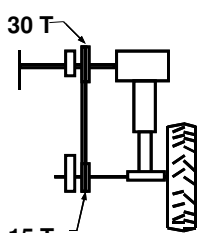
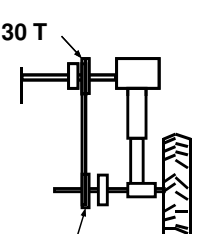
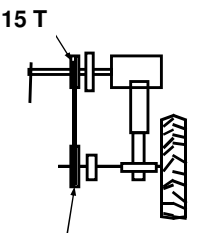


Product Flow Rate Chart in lbs/acre

May-96

Valmar 1600, 1620

Grey 28 groove roller, 1/8" gap

FORAGE SEED		GEAR BOX SETTING										1600, 1620 GEARBOX INPUT RATIO
		NO. 1		NO. 2		NO. 3		NO. 4		NO. 5		
		A	B	A	B	A	B	A	B	A	B	
Alfalfa	46	5.9	6.4	7.2	7.9	8.8	9.8	10.7	12.1	13.2		
Annual Rye Grass	25	2.9	3.1	3.5	3.9	4.3	4.8	5.3	5.9	6.5		
Canary Seed		7.1	7.7	8.7	9.6	10.6	11.8	13.0	14.6	16.0		
Clover, Alsike	49	5.5	6.0	6.7	7.4	8.2	9.1	10.1	11.3	12.3		
Creeping Red Fescue	19	2.2	2.4	2.6	2.9	3.2	3.6	3.9	4.4	4.8		
Crested Wheat Grass	22	3.1	3.3	3.8	4.1	4.6	5.1	5.6	6.3	6.9		
Flax, McGregor	40	6.0	6.5	7.3	8.1	9.0	9.9	10.9	12.3	13.4		
Kentucky, Bluegrass	16	2.2	2.4	2.7	3.0	3.3	3.7	4.0	4.5	5.0		
Millet, Crown	46	5.6	6.1	6.9	7.6	8.4	9.4	10.3	11.6	12.6		
Millet, Siberian	44	6.3	6.9	7.8	8.5	9.5	10.5	11.6	13.0	14.2		
Orchard Grass	14	1.5	1.6	1.8	2.0	2.3	2.5	2.8	3.1	3.4		
Reed Canary Grass	29	3.6	3.9	4.4	4.9	5.4	6.0	6.6	7.4	8.1		
Sweet Clover, Yellow	53	6.7	7.3	8.2	9.0	10.0	11.1	12.2	13.8	15.0		
Timothy	37	4.4	4.8	5.4	6.0	6.6	7.4	8.1	9.1	9.9		
Trefoil, Birdsfoot		7.1	7.8	8.8	9.6	10.7	11.9	13.1	14.7	16.1		
Alfalfa	46	11.7	12.8	14.4	15.8	17.6	19.5	21.5	24.2	26.4		
Annual Rye Grass	25	5.8	6.3	7.1	7.8	8.6	9.6	10.6	11.9	13.0		
Canary Seed		14.2	15.5	17.4	19.2	21.3	23.7	26.0	29.3	31.9		
Clover, Alsike	49	11.0	12.0	13.5	14.8	16.5	18.3	20.1	22.6	24.7		
Creeping Red Fescue	19	4.3	4.7	5.3	5.8	6.5	7.2	7.9	8.9	9.7		
Crested Wheat Grass	22	6.1	6.7	7.5	8.3	9.2	10.2	11.3	12.7	13.8		
Flax, McGregor	40	11.9	13.0	14.6	16.1	17.9	19.9	21.9	24.6	26.9		
Kentucky, Bluegrass	16	4.4	4.8	5.4	5.9	6.6	7.3	8.1	9.1	9.9		
Millet, Crown	46	11.2	12.2	13.8	15.1	16.8	18.7	20.6	23.1	25.2		
Millet, Siberian	44	12.6	13.8	15.5	17.1	19.0	21.1	23.2	26.1	28.5		
Orchard Grass	14	3.0	3.3	3.7	4.1	4.5	5.0	5.5	6.2	6.8		
Reed Canary Grass	29	7.2	7.9	8.9	9.8	10.8	12.0	13.2	14.9	16.3		
Sweet Clover, Yellow	53	13.4	14.6	16.4	18.0	20.0	22.3	24.5	27.6	30.1		
Timothy	37	8.8	9.6	10.8	11.9	13.3	14.7	16.2	18.2	19.9		
Trefoil, Birdsfoot		14.3	15.6	17.5	19.3	21.4	23.8	26.2	29.5	32.2		
Alfalfa	46	23.4	25.6	28.8	31.6	35.2	39.1	43.0	48.3	52.7		
Annual Rye Grass	25	11.5	12.6	14.2	15.6	17.3	19.2	21.1	23.8	25.9		
Canary Seed		28.4	31.0	34.8	38.3	42.6	47.3	52.1	58.6	63.9		
Clover, Alsike	49	21.9	23.9	26.9	29.6	32.9	36.6	40.2	45.3	49.4		
Creeping Red Fescue	19	8.6	9.4	10.6	11.6	12.9	14.4	15.8	17.8	19.4		
Crested Wheat Grass	22	12.3	13.4	15.1	16.6	18.4	20.5	22.5	25.3	27.6		
Flax, McGregor	40	23.9	26.0	29.3	32.2	35.8	39.8	43.8	49.2	53.7		
Kentucky, Bluegrass	16	8.8	9.6	10.8	11.9	13.2	14.7	16.1	18.2	19.8		
Millet, Crown	46	22.4	24.5	27.5	30.3	33.7	37.4	41.1	46.3	50.5		
Millet, Siberian	44	25.3	27.6	31.0	34.1	37.9	42.2	46.4	52.2	56.9		
Orchard Grass	14	6.0	6.6	7.4	8.1	9.0	10.0	11.0	12.4	13.5		
Reed Canary Grass	29	14.4	15.8	17.7	19.5	21.7	24.1	26.5	29.8	32.5		
Sweet Clover, Yellow	53	26.7	29.2	32.8	36.1	40.1	44.5	49.0	55.1	60.1		
Timothy	37	17.7	19.3	21.7	23.9	26.5	29.5	32.4	36.4	39.8		
Trefoil, Birdsfoot		28.6	31.2	35.1	38.6	42.9	47.6	52.4	59.0	64.3		

USE THIS CHART AS A GUIDE ONLY. CALIBRATE YOUR APPLICATOR.